

Trade Guidelines on Safe Production of Chinese Cold Dishes



Food Safety Measures for Preparing Chinese Cold Dishes

In order to prepare safe and wholesome food, including Chinese cold dishes, for consumers, it is essential to follow the **5 Keys to Food Safety** in the daily operation:

1. Choose	(Choose safe raw materials)
2. Clean	(Keep hands and utensils clean)
3. Separate	(Separate raw and cooked food)
4. Cook	(Cook thoroughly)
5. Safe Temperature	(Keep food at safe temperature)



2 Clean



Below are some practical tips on how you can practise the 5 Keys to Food Safety in the production of Chinese cold dishes.

Purchase and Receiving

- Obtain food and food ingredients from approved and reliable sources.
- Choose food before its expiry date.
- Use fresh and wholesome food ingredients and check the quality of the ingredients upon receipt.

3 Separate



Storage

- Store food and food ingredients preferably in containers with lids at safe temperatures e.g. perishable items including fresh fish and meat at 4°C or below.
- Ideally, use two separate refrigerators for storing raw food and cooked food or ready-to-eat food.
- If raw food and cooked food or ready-to-eat food have to be stored in the same refrigerator, do the following :
 - ※ Store food in containers with lids to avoid contact between raw food and cooked food or ready-to-eat food.
 - ※ Store raw meat, poultry, and seafood below cooked food or ready-to-eat food in the refrigerator to prevent juices from dripping onto ready-to-eat food or cooked food.
- Apply the first-in-first-out principle to store food. Do not use food beyond its expiry date or expected shelf life.

4 Cook



Preparation

- Estimate the demand of each type of dish carefully to avoid over-production.
- Plan the production schedule ahead to avoid preparing dishes too far in advance.
- Food contact surfaces of equipment and utensils should be maintained in a clean and sanitary condition.
- Use separate utensils to handle raw food and cooked food or ready-to-eat food e.g. use different colours codes for different utensils (including cutting boards and knives):

Red- Raw food

Blue- Cooked food

Green- Ready-to-eat food



Cooking

- Cook thoroughly, with core temperature at 75°C or above for at least 30 seconds.
- Bring soaking sauce to a boil and continue to boil for at least 1 minute in cooking or reheating.

Cooling

- Cool food from 60°C to 20°C as quickly as possible (within 2 hours); and from 20°C to 4°C, within 4 hours or less.
- Speed up the cooling process by using wide, shallow containers or reducing the size of the portions.
- Use potable water / ice wherever necessary to cool food.

Cold Holding

- Keep ready-to-eat dishes in covered containers and away from raw food, in the upper compartment if stored in the same refrigerator, with temperature at 4°C or below. Check the temperature of the refrigerator regularly to ensure that the food is kept at designated temperature.
- As a general rule, after proper cooling, if cooked Chinese cold dishes have been kept under room temperature:
 - ✧ for less than 2 hours, they can be refrigerated for final use later or used before the 4 hours limit is up.
 - ✧ for more than 2 hours but less than 4 hours, they should be used within the 4 hours limit is up but should not be returned to the refrigerator.
 - ✧ for more than 4 hours, they should be discarded.
- Adopt appropriate measures to ensure first-in-first-serve of dishes which are cooked or prepared in advance e.g. use date and time coding to show the storage time.

Personal Hygiene

- Always follow good personal hygiene practices, including:
 - ✧ Wash hands thoroughly with running water and soap for 20 seconds before and after handling foods, often during food preparation and after going to the toilet;
 - ✧ Wear clean and light-coloured outer clothing or protective overalls;
 - ✧ Refrain from smoking and eating during preparation. Open wound should be covered by bright-coloured waterproof bandages or gloves;
 - ✧ Suspend from engaging in any food handling work when suffering or suspected to be suffering from an infectious disease or symptoms of illness such as flu, diarrhoea, vomiting, fever, sore throat and abdominal pain.

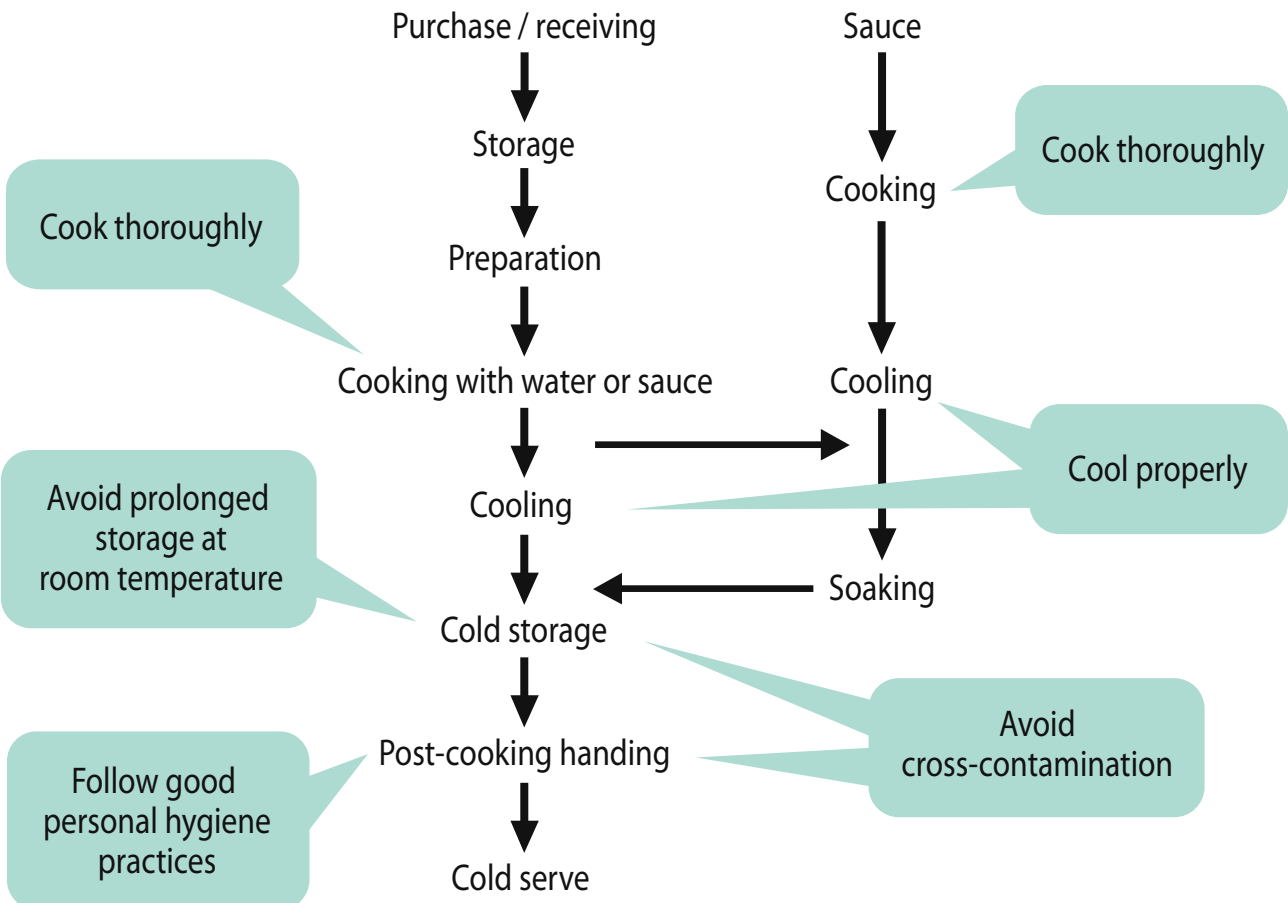
Tips for Safe Production of Lo Shui and Like Products, Jellyfish and Bean Curd with Lime Preserved Eggs

A study in 2009 has shown that some Chinese cold dishes including Lo Shui and like products, jellyfish and bean curd with lime preserved eggs available in the local market may have sub-optimal microbiological quality and some may even be potentially hazardous to health. Factors such as insufficient cooking, post-cooking contamination, prolonged storage at room temperature and unhygienic handling may affect the microbiological quality of food. To ensure food safety, special attention should be paid in producing these products as highlighted below.

A. Tips for the production of Lo Shui and like products[†] to ensure food safety

In general, Lo Shui and like products are prepared in advance and may be cooled and stored before serving. Manual handling may also be involved after cooking. Below are the measures which need special attention during production:

- ✓ Estimate the demand carefully to avoid over-production.
- ✓ Cook Lo Shui and like products thoroughly, with core temperature at 75°C or above for at least 30 seconds.
- ✓ Cool Lo Shui and like products from 60°C to 20°C as quickly as possible (within 2 hours); and from 20°C to 4°C, within 4 hours or less.
- ✓ After proper cooling, refrigerate Lo Shui and like products which are kept under room temperature within 2 hours or discard them after 4 hours.
- ✓ Use separate utensils to handle raw food and cooked food i.e. Lo Shui and like products.
- ✓ Always follow good personal hygiene practices.

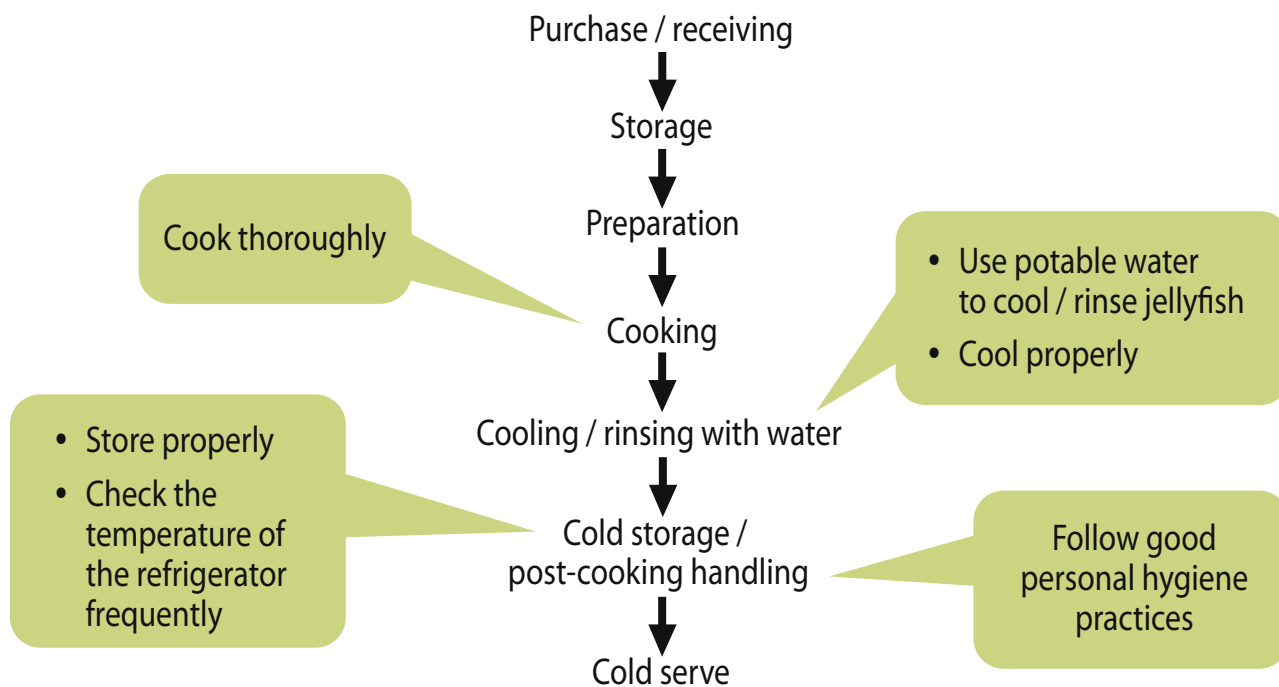


[†] Variations are expected in different production schedule or in preparing different types of products

B. Tips for the production of jellyfish to ensure food safety

In general, the preparation of jellyfish involves cooking and cooling / rinsing with water. Below are the measures which need special attention during production:

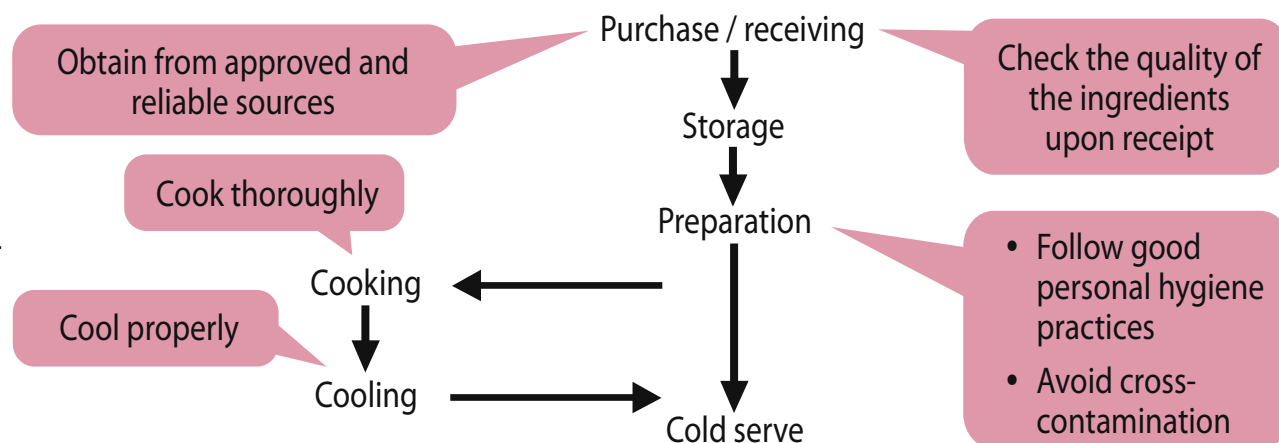
- ✓ Cool / rinse jellyfish with potable water.
- ✓ Keep jellyfish in covered containers and away from raw food in the refrigerator; check the temperature of the refrigerator frequently to ensure the temperature is at 4°C or below.
- ✓ Always follow good personal hygiene practices.



C. Tips for the production of bean curd with lime preserved eggs[†] to ensure food safety

In general, the preparation of bean curd with lime preserved eggs involves manual handling. Below are the measures which need special attention during production:

- ✓ Use separate utensils to handle raw food and ready-to-eat food i.e. bean curd with lime preserved eggs.
- ✓ Always follow good personal hygiene practices.



[†] Variations are expected in different production schedule or in preparing different types of products